

**Allergy Action Plan**  
Must be accompanied by a Medication Authorization Form (OCC 1216)



CHILD'S NAME: \_\_\_\_\_ Date of Birth: \_\_\_\_\_

ALLERGY TO: \_\_\_\_\_

Is the child Asthmatic?  No  Yes (If Yes = Higher Risk for Severe Reaction)

**TREATMENT**

Symptoms: The child has ingested a food allergen or exposed to an allergy trigger: But is <i>not</i> exhibiting or complaining of any symptoms	Give this Medication	
	Epinephrine	Antihistamine
Mouth: itching, tingling, swelling of lips, tongue or mouth ("mouth feels funny")		
Skin: hives, itchy rash, swelling of the face or extremities		
Gut: nausea, abdominal cramps, vomiting, diarrhea		
Throat*: difficulty swallowing ("choking feeling"), hoarseness, hacking cough		
Lung*: shortness of breath, repetitive coughing, wheezing		
Heart*: weak or fast pulse, low blood pressure, fainting, pale, blueness		
Other:		
If reaction is progressing (several of the above areas affected)		

\*Potentially life-threatening. The severity of symptoms can quickly change.  
\*IMPORTANT: Asthma inhalers and/or antihistamines cannot be depended on to replace epinephrine in anaphylaxis.

Medication	Dose:
Epinephrine:	
Antihistamine:	
Other:	

\_\_\_\_\_  
Doctor's Signature \_\_\_\_\_  
Date

**EMERGENCY CALLS**

1) Call 911 (or Rescue Squad) whenever Epinephrine has been administered. 2) Call the parent. State that an allergic reaction has been treated and additional epinephrine may be needed. 3) Stay with the child.

Doctor's Name: \_\_\_\_\_ Phone Number: \_\_\_\_\_

Contact(s)	Name/Relationship	Phone Number(s)	
		Daytime Number	Cell
Parent/Guardian 1			
Parent/Guardian 2			
Emergency 1			
Emergency 2			

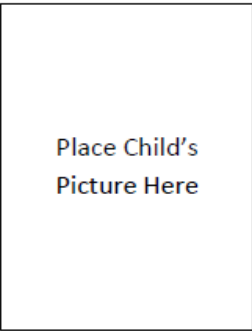
**\*EVEN IF A PARENT/GUARDIAN CANNOT BE REACHED, DO NOT HESITATE TO MEDICATE AND CALL 911.**

Health Care Provider and Parent Authorization for Self/Carry Self Administration  
I authorize the child care provider to administer the above medications as indicated. Students may self carry/self administer [school-aged only]  yes  No

\_\_\_\_\_  
Parent/Guardian's Signature \_\_\_\_\_  
Date

# Allergy Action Plan (Continued)

Must be accompanied by a Medication Authorization Form (OCC 1216)



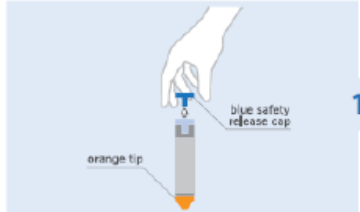
**CHILD'S NAME:** \_\_\_\_\_ **Date of Birth:** \_\_\_\_\_

**ALLERGY TO:** \_\_\_\_\_

Is the child Asthmatic?       No       Yes (If Yes = Higher Risk for Severe Reaction)

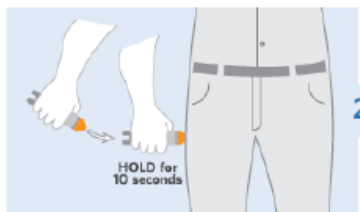
**The Child Care Facility will:**

- Reduce exposure to allergen(s) by: (no sharing food, \_\_\_\_\_)
- Ensure proper hand washing procedures are followed. \_\_\_\_\_
- Observe and monitor child for any signs of allergic reaction(s). \_\_\_\_\_
- Ensure that medication is immediately available to administer in case of an allergic reaction (in the classroom, playground, field trips, etc.) \_\_\_\_\_
- Ensure that a person trained in Medication Administration accompanies child on any off-site activity. \_\_\_\_\_
- \_\_\_\_\_



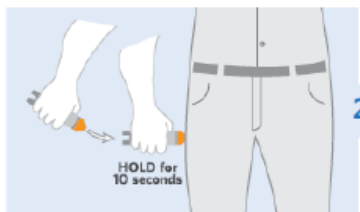
**EPIPEN®**  
(Epinephrine) Auto-Injectors 0.1/0.15 mg

userguide



1

**Pull off the blue safety release cap.**



2

**Swing and firmly push the orange tip against the outer thigh so it 'clicks.' HOLD on thigh for approximately 10 seconds to deliver the drug.**

**Please note:** As soon as you release pressure from the thigh, the protective cover will extend.

Each EpiPen Auto-Injector contains a single dose of a medicine called epinephrine, which you inject into your outer thigh. DO NOT INJECT INTRAVENOUSLY. DO NOT INJECT INTO YOUR BUTTOCK. asthma may not be effective for a severe allergic reaction. In case of accidental injection, please seek immediate medical treatment.

Call 911

3

**Seek immediate emergency medical attention and be sure to take the EpiPen Auto-Injector with you to the emergency room.**

**To view an instructional video demonstrating how to use an EpiPen Auto-Injector, please visit [epipen.com](http://epipen.com).**

©2010 Day Pharma, L.P. All rights reserved.  
 DEVI and the Day logo are registered trademarks of Day Pharma, L.P.  
 EpiPen®, EpiPen 2-Pak®, and EpiPen Jr 2-Pak® are registered trademarks of Mylan, Inc. licensed exclusively to its wholly-owned subsidiary, Day Pharma, L.P.

**The Parent/Guardian will:**

- Ensure the child care facility has a sufficient supply of emergency medication. \_\_\_\_\_
- Replace medication prior to the expiration date \_\_\_\_\_
- Monitor any foods served by the child care facility, make substitutions or arrangements with the facility, if needed. \_\_\_\_\_
- \_\_\_\_\_